

# A bold scheme for Naz & Mary

Presented by AMY WILSON

‘creating style with soul that rocks’



creating style with soul that rocks

What follows is a bold and brave scheme which is big on colour and impact. I have incorporated some exciting storage options for an extensive record collection and combined creative ways to repurpose some of the original furniture including Mary's beloved chair as well as a few considered purchases. Texture, music & colour are central to my scheme.....I hope you love it!



creating style with soul that rocks

# The painting plan....

We will bring both of these rooms together by removing the partition doors between to create an open plan living/dining, playful space. The living room will be painted in Farrow & Ball Rangwali Pink and the dining room in Dowsing & Reynolds Teal the show. The black above the picture rail in the living room will continue through to dining room (created by a line to mimic the picture rail). The ceiling will be a very pale mint blue in both rooms to unite the spaces.

The Living room carpet will be removed and the floorboards will be painted black

The Dining table & chairs will be painted black along with repurposed shelves from the existing bookshelves to create bar shelves



Farrow & Ball  
Rangwali

Dowsing & Reynolds  
Teal the Show



Dowsing &  
Reynolds Sea  
Foam Party



# Storage solutions....

We are celebrating storage with this scheme in the form of our AMAZING black built-in alcove storage. This striking ribbed effect is created using bendy MDF which has a ridge in it and will be painted black. The bendy MDF will be used to create the alcove storage providing a housing for the TV that doesn't hide it but does give the illusion of it not being there thanks to the black surround. These floor to ceiling cupboards will provide plentiful storage for Naz's record collection

The same black ribbed MDF will front the window seat and the Bar at the end of the dining room.

Additionally there will be a wall of Vinyl for the prized pieces to be showcased behind the sofa.

# Sexy storage.....




creating style with soul that rocks

# Stripes & discs

The stripes created with the MDF storage along with the stripes in the existing sofa will be drawn on and echoed with accessories- bold black & white striped fabric on the window seat and striped cushions.

The use of circles is a nod to Naz's love of music – disc shaped rugs, mirror, art work & cool Smiley neon will be used.



## Playful pieces

- It is important to have fun and surprises in the scheme which we will achieve through introducing a bar at the end of the dining room complete with tiles behind to create texture and interest
- We have a smiley neon for above the bar- a nod to the cool Manchester rave scene as well as a playful pop of colour
- The vinyl wall collection can be an ever-changing art display
- The limited edition artwork (once again incorporating disc shapes) will be a low-level investment piece to treasure

## The star of the show.....

Mary's Grandma's chair will be given a makeover and take centre stage in this scheme.

Incorporating black, pink & white the chair will be sprayed with fabric spray paints to create a graffiti-style effect over the chair. This will bring the chair bang up to date and mean that Naz & Mary can use the chair for many more years to come!



[illegible]

## Paint floorboards black

## Build window seat with striped B&W cushion

## Paint walls up to picture rail- F&B Rangwali (pink)

## Paint ceiling & coving in Dowsing & Reynolds- Make a Mint

## Painted chair to feature just inside the partition

### Bring in 3 vintage cane & glass side tables

# Dining room



Remove partition doors

Paint walls, skirting boards & doors up to picture rail in Dowsing & Reynolds Teal the show

Paint above Picture rail in black

Paint ceiling & coving in Dowsing & Reynolds Sea Foam Party

Build bar, hang bar shelves (using existing bookshelves)

Tile behind the bar


Paint existing dining table black & two of existing chairs and move back against wall.

Hang new rattan ceiling light low over table



New hessian round (disc shaped) rug

Hang round limited edition art on chimney breast and round mirror on opposite wall

Hang record artwork in alcove nearest living room



**MAKE  
YOUR OWN  
KIND OF  
MUSIC**



creating style with soul that rocks

And finally.....

the following track taken from 2010 contains swear words- no offence intended

[https://www.bing.com/videos/search?  
q=eminem+featuring+rhianna&docid=608052018773692354&mid=36A  
C08E9B9FC316218D936AC08E9B9FC316218D9&view=detail&FORM=VI  
RE](https://www.bing.com/videos/search?q=eminem+featuring+rhianna&docid=608052018773692354&mid=36AC08E9B9FC316218D936AC08E9B9FC316218D9&view=detail&FORM=VIRE)



creating style with soul that rocks